

TYPE S SERIES LINE ARRAY SPEAKER SYSTEM

SR-S4L/SR-S4LWP



Photo: SR-S4LWP

SR-S4S/SR-S4SWP


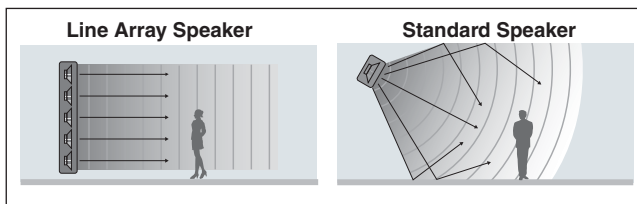


Photo: SR-S4S

DESCRIPTION

TOA Type S Series Line Array Speakers provide optimal coverage and dispersion characteristics. Available in slim, tower-configured enclosures, these speakers also feature a wide range of mounting accessories to enable permanent installation in various venues.

The SR-S4L and SR-S4S speakers are 2-way line array speakers that are vertically configured. Each configuration contains 32 speaker elements composed of eight 10cm woofers and 24 high frequency drivers which are positioned close together to create a continuous linear sound source. The speaker output therefore maintains a uniform sound pressure level that resists attenuation with distance. The SR-S4L speaker features a linear design tailored for distance sound transmission applications and the SR-S4S features a gently curved line designed for a 10° vertical coverage area which offers ideal sound coverage over a shorter distance.



FEATURES

● Versatile configuration possibilities

Flexible speaker configurations can be combined to achieve a precision sound array with optimal response for both sound coverage and dispersion over the targeted listening area, near and distant. The result is minimal sound level differences whether the listener is close or distant from speakers.

● Suits difficult environments

Type S Series speaker enclosures are designed to minimize floor- and ceiling reflections to maximize sound clarity in problematic environments that are reverberant.

● High resistance to feedback

Because output levels do not become excessively high right close to the speakers, they are able to resist feedback to a high degree. Gain levels for a system are therefore easier to set.

● Single or biamp operation

Type S Series speakers can be driven with a single amplifier or biamped as required (simple internal wiring change). For improved performance an external DSP can be used to set crossover frequencies and slopes.

● Multiple speaker connectivity

Using optional TOA MT-SO601 matching transformers allows use in high impedance applications.

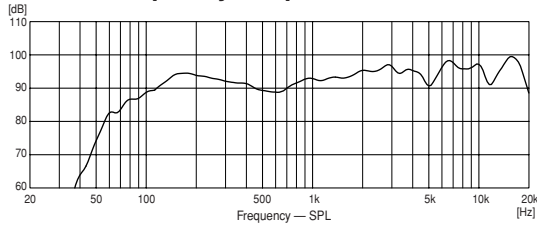
● Heavy-duty use

Type S Series speakers are designed to satisfy the rigorous demands of permanent installations that are used extensively.

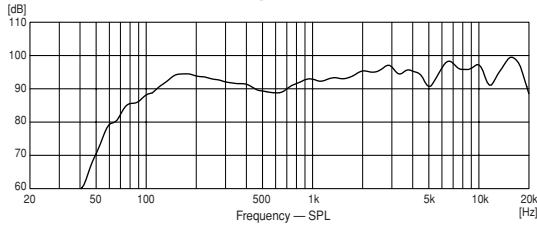
SR-S4L/SR-S4LWP

CHARACTERISTIC DIAGRAMS

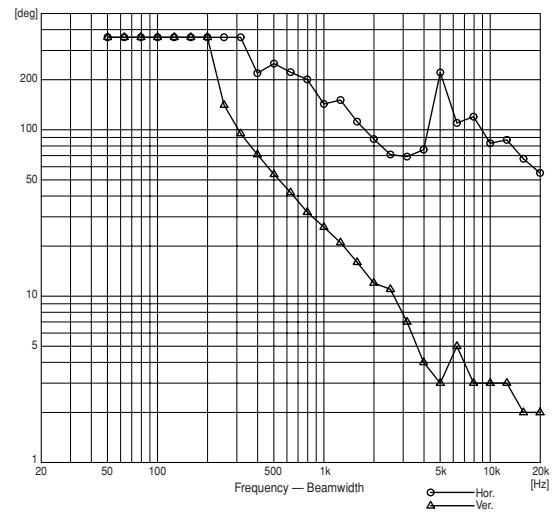
SR-S4L Frequency Response (when using DP-0206 option)



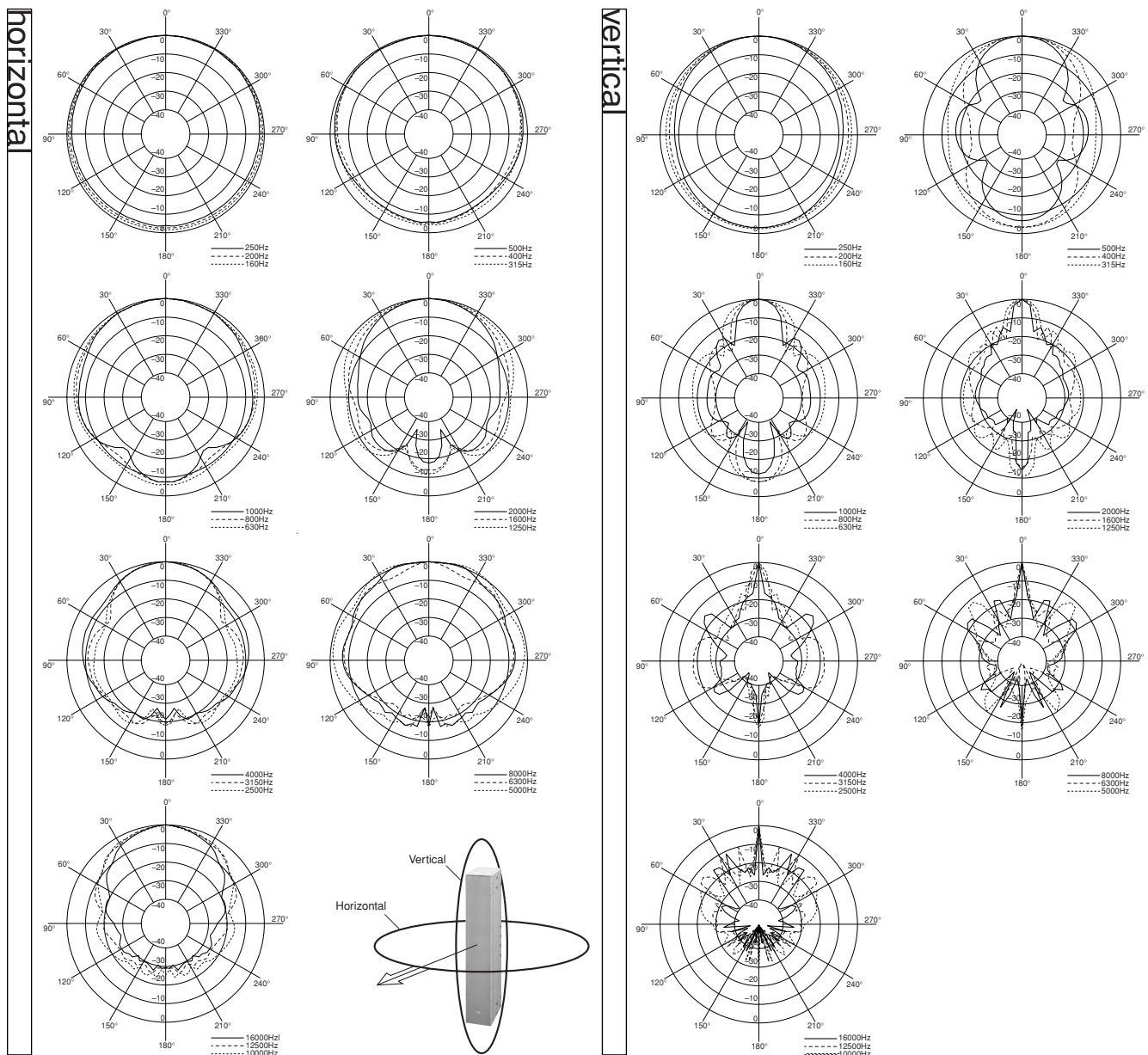
SR-S4LWP Frequency Response (when using DP-0206 option)



Beamwidth vs. Frequency (when using DP-0206 option)



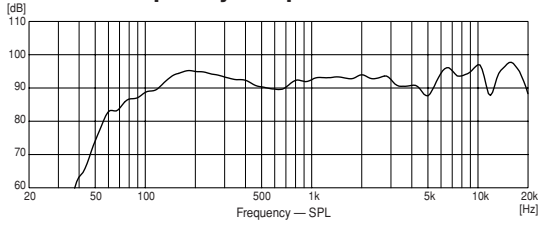
Polar Response Measurement distance (simulation): 20m



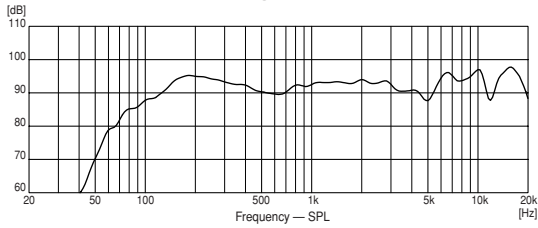
SR-S4S/SR-S4SWP

CHARACTERISTIC DIAGRAMS

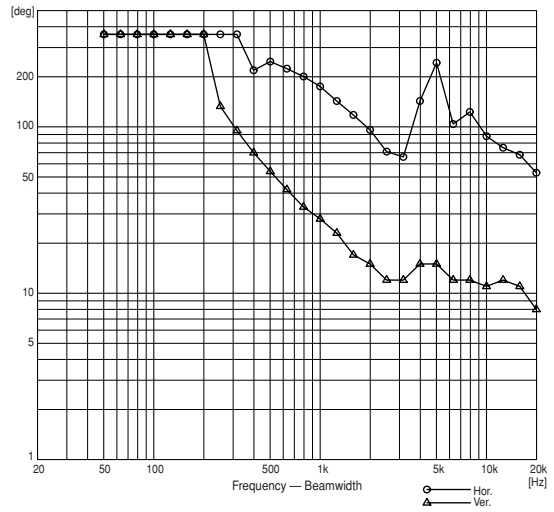
SR-S4S Frequency Response (when using DP-0206 option)



SR-S4SWP Frequency Response (when using DP-0206 option)

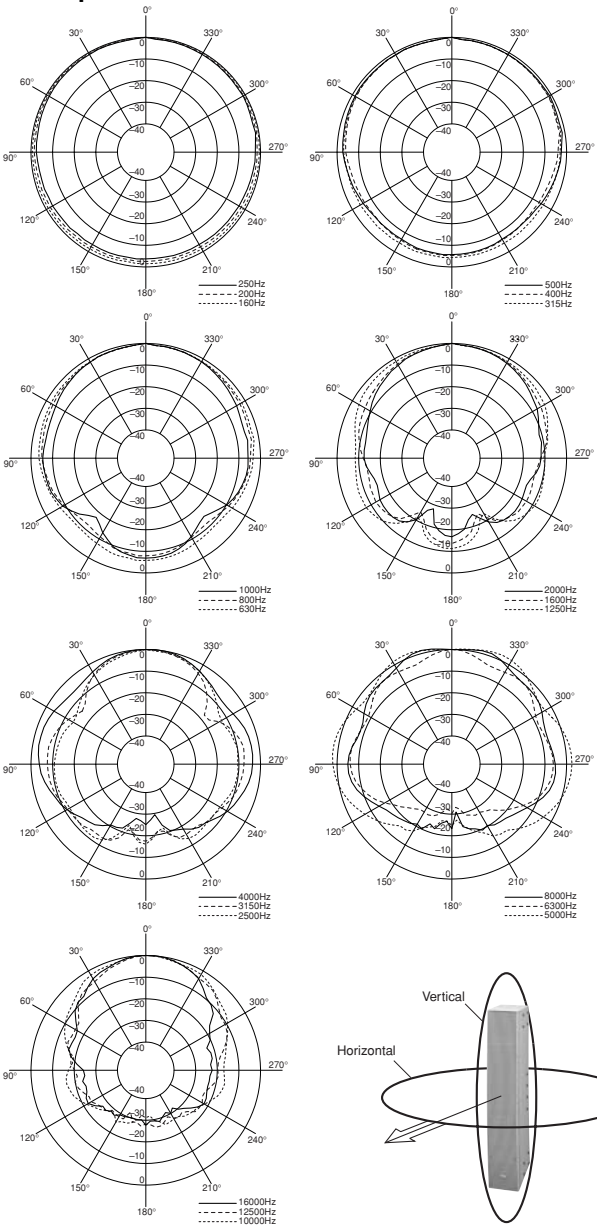


Beamwidth vs. Frequency (when using DP-0206 option)

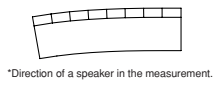
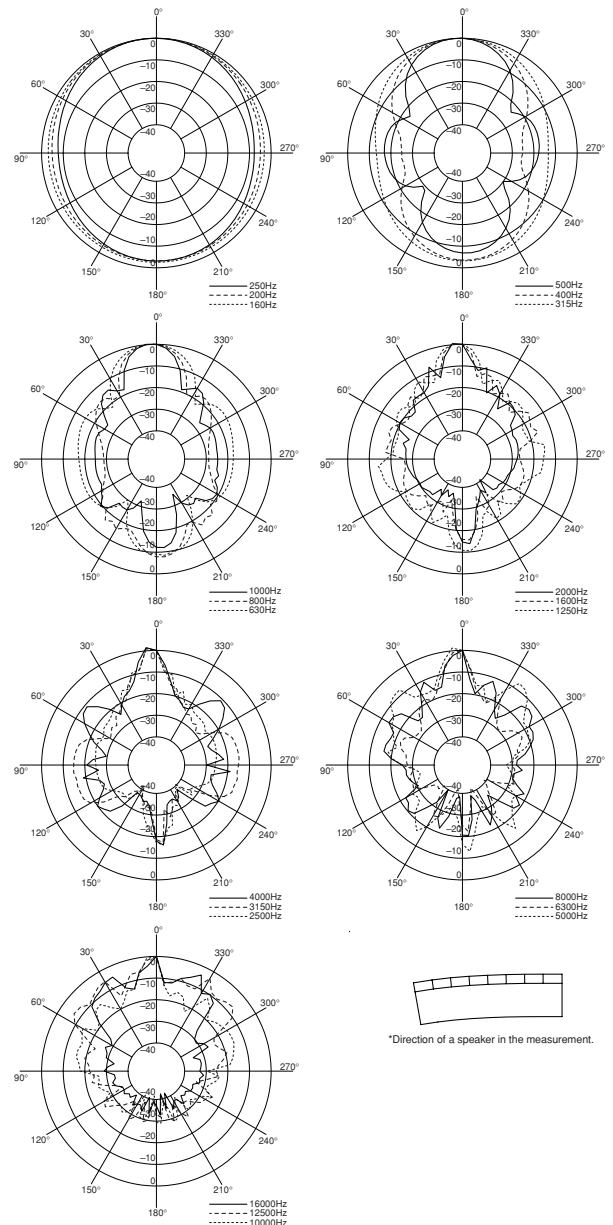


Polar Response Measurement distance (simulation): 20m

horizontal



vertical



SPECIFICATIONS

	SR-S4L	SR-S4LWP	SR-S4S	SR-S4SWP
Enclosure	Bass-reflex type	Sealed type	Bass-reflex type	Sealed type
Power Handling Capacity	Continuous program: 600W			
Rated Impedance	8Ω			
Sensitivity	94dB (1W, 1m)		93dB (1W, 1m)	
Frequency Response	70 – 20,000Hz (when using DP-0206 option)			
Crossover Frequency	3,500Hz			
Directivity Angle	Horizontal: 90° Vertical: 0° (within the range of speaker height)		Horizontal: 90° Vertical: 10°	
Speaker Component	Low frequency: 10cm cone-type × 8 High frequency: 2.5cm balanced dome-type × 24			
Input Connector	M5 screw terminal, distance between barriers: 12.2mm and Neutrik NL4MP x 2 (usable cable connector: Neutrik NL4FC)	—	M5 screw terminal, distance between barriers: 12.2mm and Neutrik NL4MP x 2 (usable cable connector: Neutrik NL4FC)	—
Connected Cable	—	Direct cable withdrawal from internal speaker: ø8.6mm, conductor cross section: 1.25mm ² , 4-core cable, 3m	—	Direct cable withdrawal from internal speaker: ø8.6mm, conductor cross section: 1.25mm ² , 4-core cable, 3m
Water Protection	—	IPX4	—	IPX4
Operating Temperature	—	-10°C to +50°C	—	-10°C to +50°C
Finish	Enclosure: MDF, white, paint Front grille: Punched steel plate, white, acrylic paint	Plywood, white, urethane coating Punched stainless steel (SUS304), white, paint	MDF, white, paint Punched steel plate, white, acrylic paint	Plywood, white, urethane coating Punched stainless steel (SUS304), white, paint
Dimensions	160 (W) × 895 (H) × 255 (D)mm	160 (W) × 895 (H) × 255 (D)mm (excluding connected cable)	160 (W) × 892 (H) × 303 (D)mm	160 (W) × 892 (H) × 303 (D)mm (excluding connected cable)
Weight	16kg			
Accessory	Bi-amplifier drive rating label × 1, Bi-amplifier drive input indication label × 1			
Option	Matching transformer: MT-S0601, Extension plate: SR-EP4, Flying bracket: SR-FB4, Wall mounting bracket: SR-WB4, Wall tilt bracket: SR-TB4, Stand adapter: SR-SA4, Protection pad: SR-PP4, Floor stand: SR-FS4, Digital processor: DP-0206	Matching transformer: MT-S0601, Extension plate: SR-EP4WP, Wall tilt bracket: SR-TB4WP, Wall mounting bracket: SR-WB4WP, Protection pad: SR-PP4, Digital processor: DP-0206	Matching transformer: MT-S0601, Extension plate: SR-EP4, Flying bracket: SR-FB4, Wall tilt bracket: SR-TB4, Stand adapter: SR-SA4, Protection pad: SR-PP4, Digital processor: DP-0206	Matching transformer: MT-S0601, Extension plate: SR-EP4WP, Wall tilt bracket: SR-TB4WP, Protection pad: SR-PP4, Digital processor: DP-0206

APPEARANCE AND DIMENSIONAL DIAGRAM

SR-S4L/SR-S4LWP

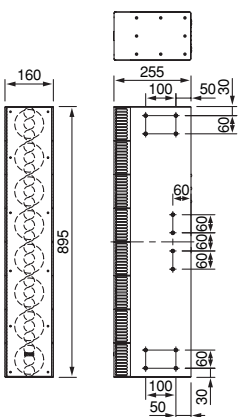
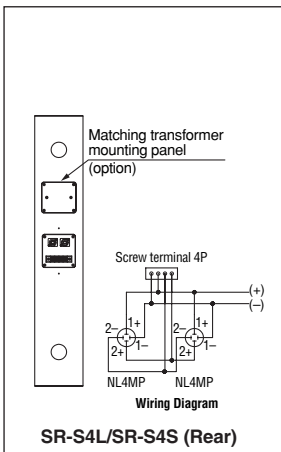
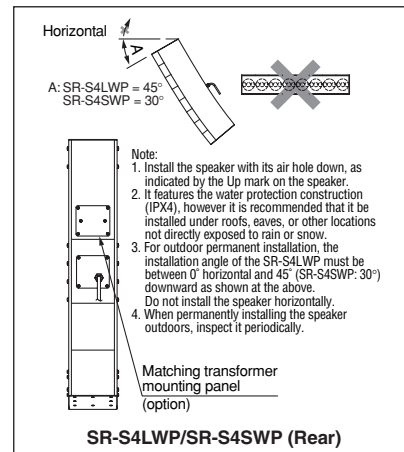
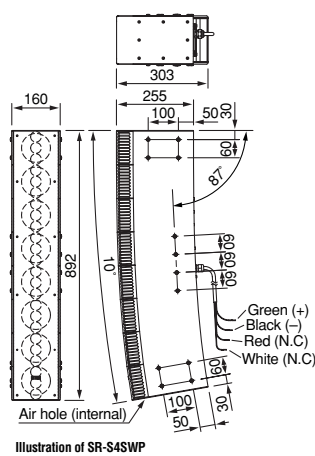


Illustration of SR-S4L



SR-S4S/SR-S4SWP



OPTIONS

